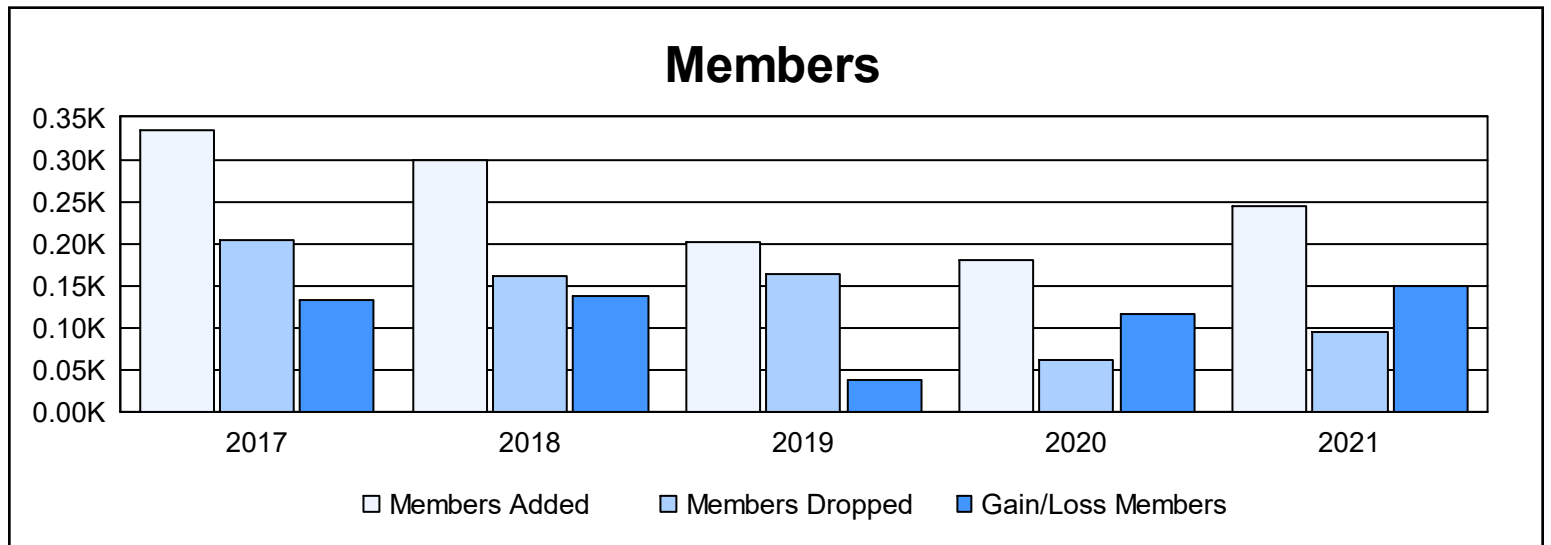
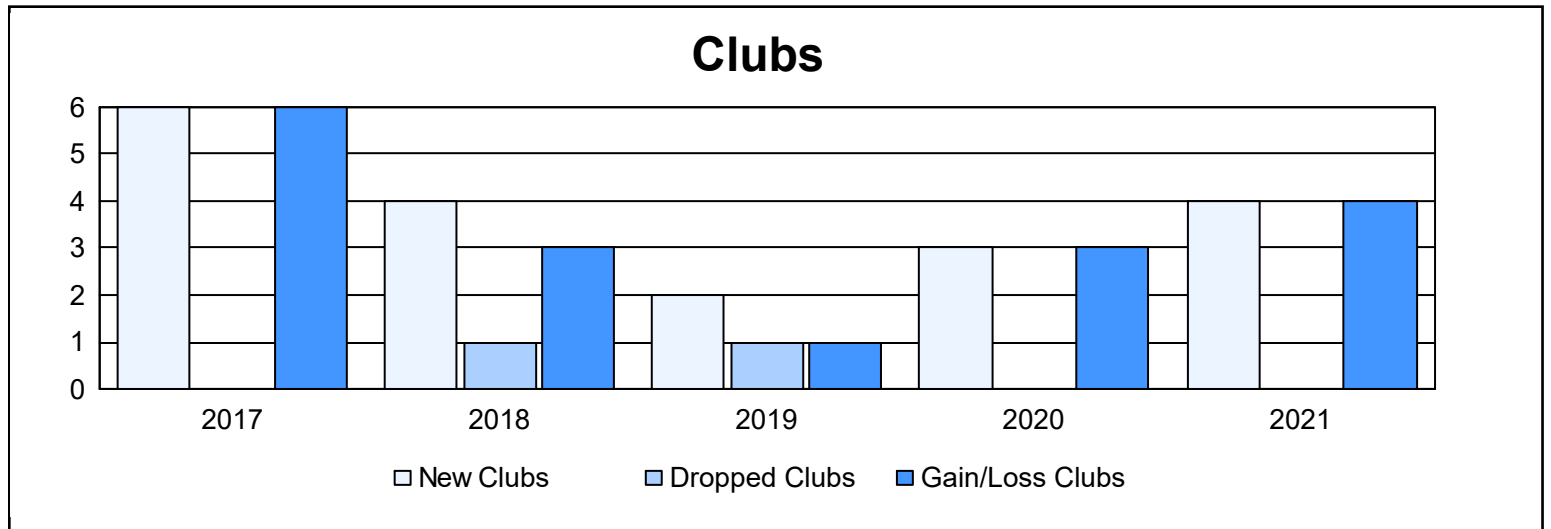
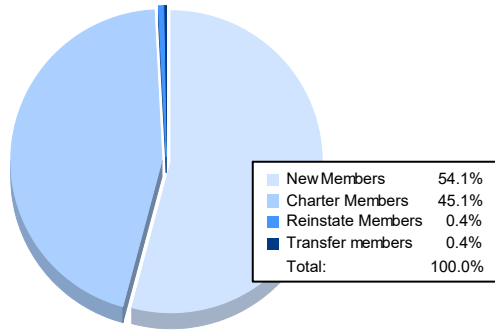


Year	New Clubs	Dropped Clubs	Gain/ Loss Clubs	New Members	Charter Members	Reinstate Members	Transfer Members	Total Member Added	Total Members Dropped	Gain/ Loss Members
2016-2017	6	0	6	178	142	0	15	335	203	132
2017-2018	4	1	3	197	99	0	3	299	161	138
2018-2019	2	1	1	147	49	0	5	201	163	38
2019-2020	3	0	3	96	83	0	0	179	62	117
2020-2021	4	0	4	132	110	1	1	244	94	150
<b>Average</b>	<b>4</b>	<b>0</b>	<b>3</b>	<b>150</b>	<b>97</b>	<b>0</b>	<b>5</b>	<b>252</b>	<b>137</b>	<b>115</b>



### Membership Composition June 2021 Cumulative



### Gender Composition June 2021 Cumulative

